






Desktop stapler NOVUS B 4 COLOR ID



- Well-established office stapler for everyday professional use
- Full-metal device with shiny plastic casing
- Press button loading system with double staple guide for precision stapling
- Movable anvil for temporary and permanent stapling as well as for nailing
- Weight: approx. 245 g
- Includes 200 staples of type 24/6 DIN SUPER

Version	Art.No.	EAN Code
 dreamy lilac, glossy	020-1921	4009729064832
 easy blue, glossy	020-1923	4009729064870
 funny orange, glossy	020-1924	4009729064894
 happy pink, glossy	020-1922	4009729064856
 lucky green, glossy	020-1925	4009729064917



This device can process a maximum of 40 sheets (80 g/m²).



Tool with metal functional parts



Robust stapling for permanently binding documents together.



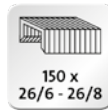
Temporary stapling makes it easy to keep papers together for short periods. The advantage: staples can be removed quickly and easily.



For quick fastening: nailing.



This device can process staples of type 24/6 to 24/8 SUPER. A maximum of 100 staples can be inserted.



This device can process staples of type 26/6 to 26/8 SUPER. A maximum of 150 staples can be inserted.



Maximum stapling depth is 65 mm.



The spring loading mechanism - by pressing a button at the rear of the stapler, the staple magazine is released for front loading.



Novus offers a warranty of 25 years when handled in a proper manner.



The quality statement „German Engineering“ ensures that a product was developed according to German quality standards by our engineering experts. All Novus products carrying the „German Engineering by Novus“ signet are manufactured in our own plants around the world by our own workforce, managed and supervised by our headquarters in Germany.



This machine bears the GS approval of product safety.

Desktop stapler NOVUS B 4 COLOR ID



The staple can be removed quickly and easily thanks pinning.



Movable anvil for temporary and permanent stapling



By pressing a button at the rear of the stapler, the staple magazine is released for front loading.